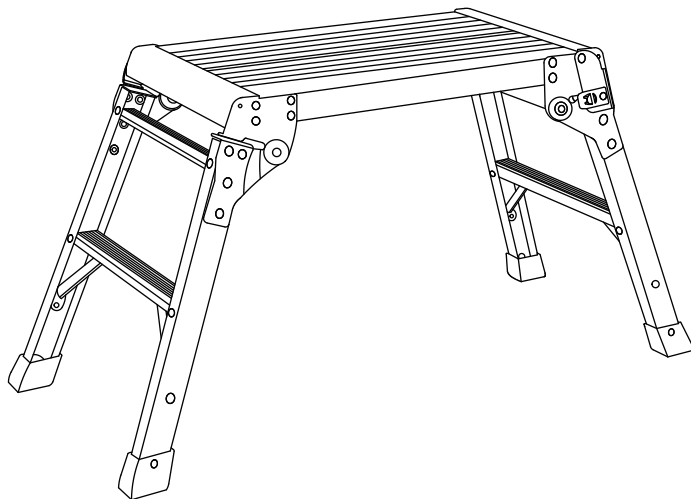


EN Fibre Glass Step Platform

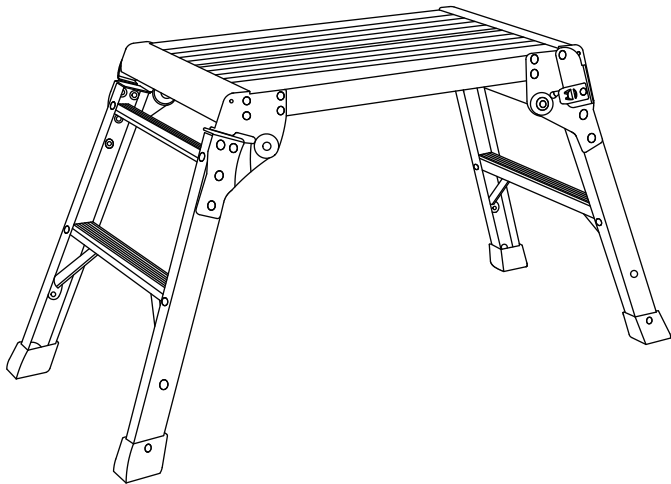


EN IMPORTANT - These instructions are for your safety. Please read through them thoroughly prior to handling the product and retain them for future reference.

V10124_5059340973616_MAND1_2223

5059340973616

EN Parts



01. x1
5059340973616

EN You will need



EN Contents

EN	
Safety	3
Guarantee	6
Use	7
Care & Maintenance	8

EN Safety



Warning, fall from the ladder.



Refer to instruction manual/booklet.



Maximum number of users.



Inspect feet.



Always keep yourself centered and balanced on the product.
Never attempt to jump, walk or move the product while on it.



Ensure the product is fully opened before use.



Erect on a level surface.



Weight of the ladder.



Condition of use.



Do not exceed the maximum total load (load includes user, tools, materials, etc.).



Do not use the ladder on an unlevel or unfirm base.



Do not erect ladder on contaminated ground.



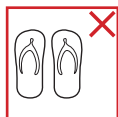
Inspect the ladder after delivery. Before every use, visually check the ladder is not damaged and is safe to use. Do not use a damaged ladder.



Do not ascend or descend unless you are facing the ladder.



Do not carry equipment which is heavy or difficult to handle while using a ladder.



Do not wear unsuitable footwear when climbing a ladder.



Do not use the ladder if you are not fit enough. Certain medical conditions or medication, alcohol or drug abuse could make ladder use unsafe.



Warning, electricity hazard.



Identify any electrical risks in the work area, such as overhead lines or other exposed electrical equipment and do not use the ladder where electrical risks occur.



WARNING: USE NON-CONDUCTIVE LADDERS FOR UNAVOIDABLE LIVE ELECTRICAL WORK.



Do not use the ladder as a bridge.



Do not step off the side of standing ladder onto another surface.

Products contain



PP

OTHER

EN Guarantee

We take special care to select high quality materials and use manufacturing techniques that allow us to create products incorporating design and durability. This product has a manufacturer's guarantee of 10 years against manufacturing defects, from the date of purchase (if bought in store) or date of delivery (if bought online), at no additional cost for normal (non-professional or commercial) household use.

To make a claim under this guarantee, you must present your proof of purchase (such as a sales receipt, purchase invoice or other evidence admissible under applicable law), please keep your proof of purchase in a safe place. For this guarantee to apply, the product you purchased must be new, it will not apply to second hand or display products. Unless stated otherwise by applicable law, any replacement product issued under this guarantee will only be guaranteed until expiry of the original period guarantee period.

This guarantee covers product failures and malfunctions provided the product was used for the purpose for which it is intended and subject to installation, cleaning, care and maintenance in accordance with the information contained in these terms and conditions, in the user manual and standard practice, provided that standard practice does not conflict with the user manual.

This guarantee does not cover defects and damage caused by normal wear and tear or damage that could be the result of improper use, faulty installation or assembly, neglect, accident, misuse, or modification of the product. Unless stated otherwise by applicable law, this guarantee will not cover, in any case, ancillary costs (shipping, movement, costs of uninstalling and reinstalling, labour etc), or direct and indirect damage.

If the product is defective, we will, within a reasonable time, replace.

Rights under this guarantee are enforceable in the country in which you purchased this product. Guarantee related queries should be addressed to the store you purchased this product from.

The guarantee is in addition to and does not affect your statutory rights.

**IMPORTANT - RETAIN THIS INFORMATION
FOR FUTURE REFERENCE :
READ CAREFULLY**

Before you start

01 Intended use

This work platform is designed for a maximum load of 150 kg. It is intended for use by one person. This product is intended to support one person at the time allowing access to higher areas. The product is designed for temporary indoor use. The product may not be used as shelf or for other long-term applications. For safety reasons it is essential to read the entire instruction manual before first operation and to observe all the instructions therein.

This product is intended for private domestic use only, not for any commercial trade use. It must not be used for any purposes other than those described.

02 Operation

- Only use the product, if you have been trained and instructed.
- Make sure the product it is free from damage or wear and functions properly.
- Fully unfold the product and place it on a flat stable ground before use. Ensure that there is enough space around the product during your work.



WARNING: Secure the product against unauthorised access (e.g. by children) when it is not in use!

03 Unfolding

NOTE: Always adjust the product on an even and flat surface to avoid slipping of locking devices.

- Unfold the supporting legs (3) and secure them with the locking devices (hooks) (2) (Fig. 1).
- Ensure the locking devices (hooks) (2) are properly engaged in position.
- Never attempt to climb / step onto the product without the locking devices (hooks) properly engaged.
- Slightly twist the supporting legs, if necessary, so that the locking devices (hooks) can be easily released from the LOCK position.

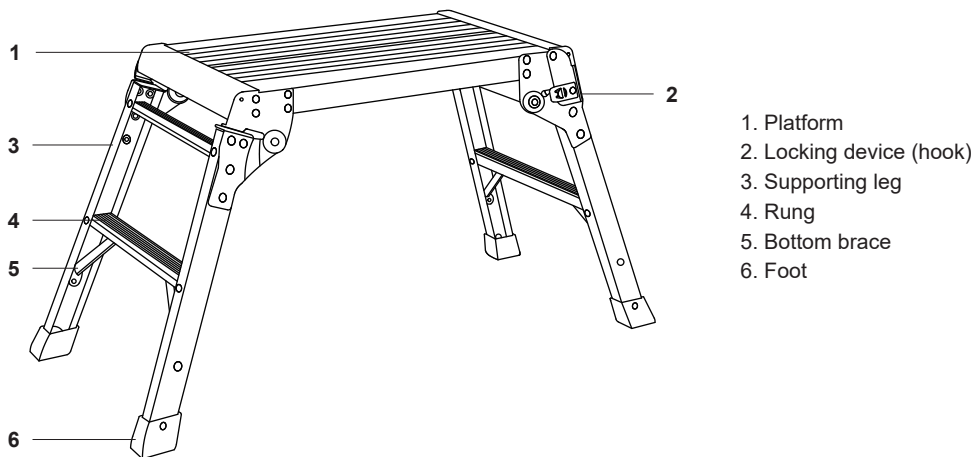


Fig. 1

Repair, maintenance and storage

01 Cleaning

- Clean the product with a dry cloth. Use a brush for areas that are hard to reach.
- In particular inspect all moving parts after every use and lubricate with an oil-cloth.
- Remove stubborn dirt with compressed air (max. 3 bar).

NOTE: Do not use chemical, alkaline, abrasive or other aggressive detergents or disinfectants to clean this product as they might cause damage to its surfaces.

- Check for worn or damaged parts. Replace worn parts as necessary or contact an authorised service centre for repair before using the product again.

02 Maintenance

Before and after each use, check the product and accessories or attachments for wear and damage. If required, exchange them for new ones as described in this instruction manual. Observe the technical requirements.

Lubrication

Regularly check the moving parts and locking devices of the product. Oil these parts regularly.

Feet and support legs

Always ensure that the rubber feet on the supporting legs are securely fixed and free from damage.



WARNING: Never use this product without rubber feet properly and securely attached!

03 Repair

This product does not contain any parts that can be repaired by the consumer. Contact a qualified person to have it checked and repaired.

04 Storage

- Clean the product as described above.
- Disengage the locking devices (hooks) and fully fold the product.
- Store the product and its accessories in a dark, dry, frost-free, well-ventilated place. The ideal storage temperature is between 10 °C and 30 °C.
- Always store the product in a place that is inaccessible to children.
- We recommend using the original packaging for storage or covering the product with a suitable cloth or enclosure to protect it against dust.

05 Transportation

- Disengage the locking devices (hooks) and fully fold the product.
- Protect the product from any heavy impact or strong vibrations which may occur during transportation in vehicles.
- Secure the product to prevent it from slipping or falling over.
- Hold the product firmly when carrying it.

Manufacturer:

UK Manufacturer:

Kingfisher International Products Limited,
1 Paddington Square, London, W2 1GG,
United Kingdom

EU Manufacturer:

Kingfisher International Products B.V.,
Rapenburgerstraat 175E,
1011 VM Amsterdam,
The Netherlands

EN www.diy.com

www.screwfix.com

www.screwfix.ie

**To view instruction manuals online,
visit www.kingfisher.com/products**