

5059340064987
01029536
5059340064994
01029550

V40520

Flomasta



Contents



Product description 4



Safety 5



Assembly 6



Care and maintenance 10



WARNING! Please read all safety warnings carefully and be sure that they are fully understood before handling the product.



[01] x1



[02] x1



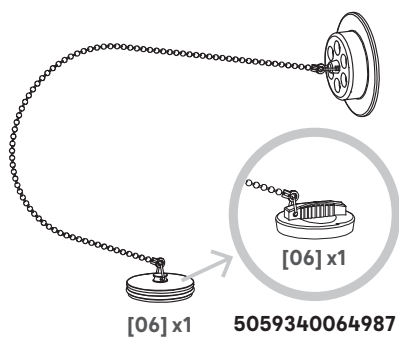
[03] x1



[04] x1



[05] x1



[06] x1


5059340064987
01029536



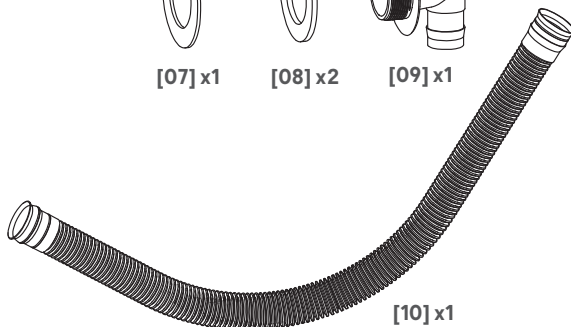
[07] x1



[08] x2



[09] x1

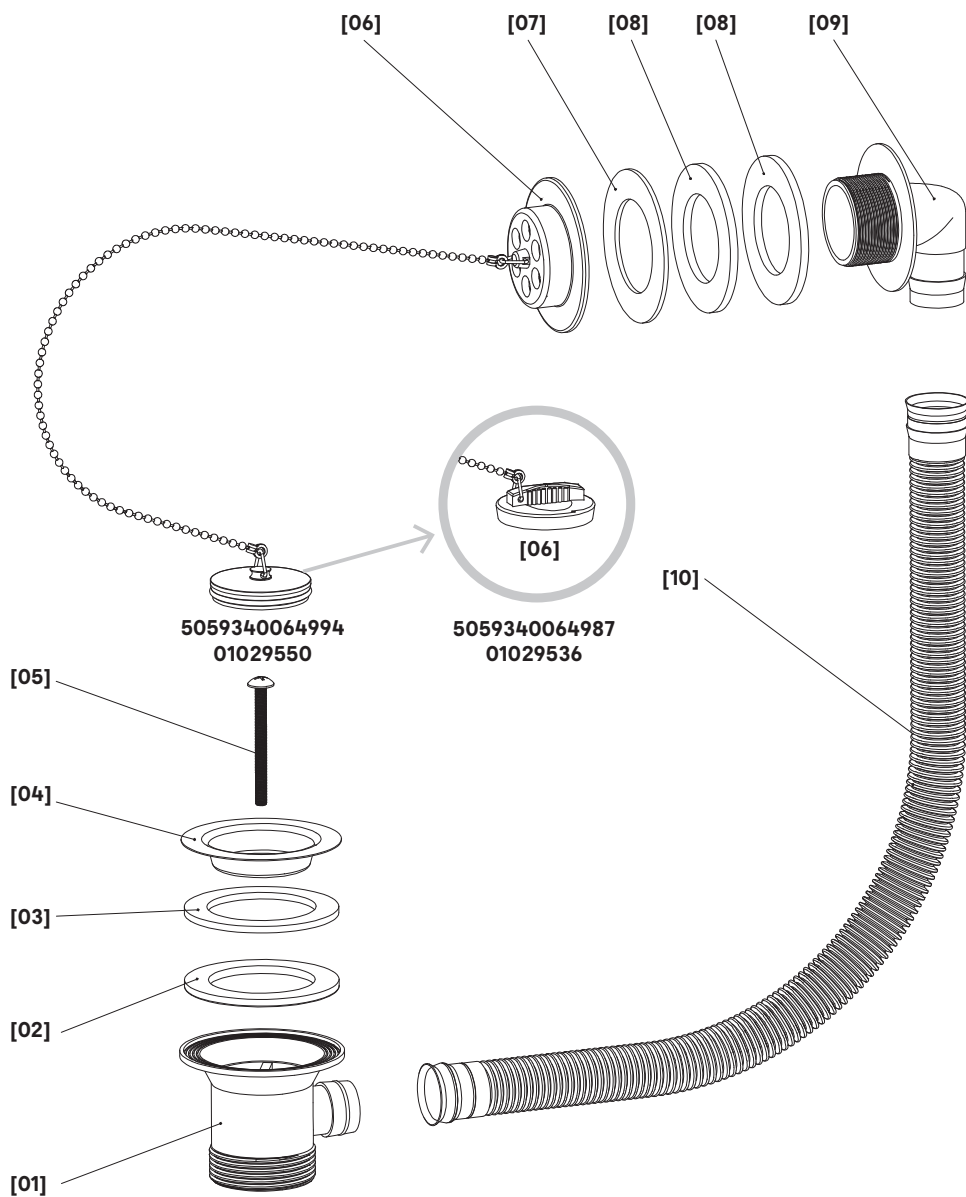


[10] x1



Product description

4





Safety

5

Before you start

- Don't rush, read the instructions first and familiarise yourself with the sequence before you begin.
- Make sure you have all of the parts listed. Check all of the packaging as components may be concealed; do not dispose of packaging until you have located all of the parts.
- Failure to follow these instructions may result in personal injury, damage to the product and your property.
- For domestic use only.

Safety

- Do not overtighten nuts as this could cause damage to the product over time.
- Using strong clamping force from tools can also damage the product and finish. Please take care if such tools are used.
- Do not use sealants or glue that is not already supplied with the product when installing, as damage may occur over time.
- Some parts could be hazardous to small children.
- This product must be installed by a suitably competent person.

**IMPORTANT -
RETAIN THIS
INFORMATION
FOR FUTURE
REFERENCE:
READ CAREFULLY**



Assembly

6

01



[05] x1



[04] x1



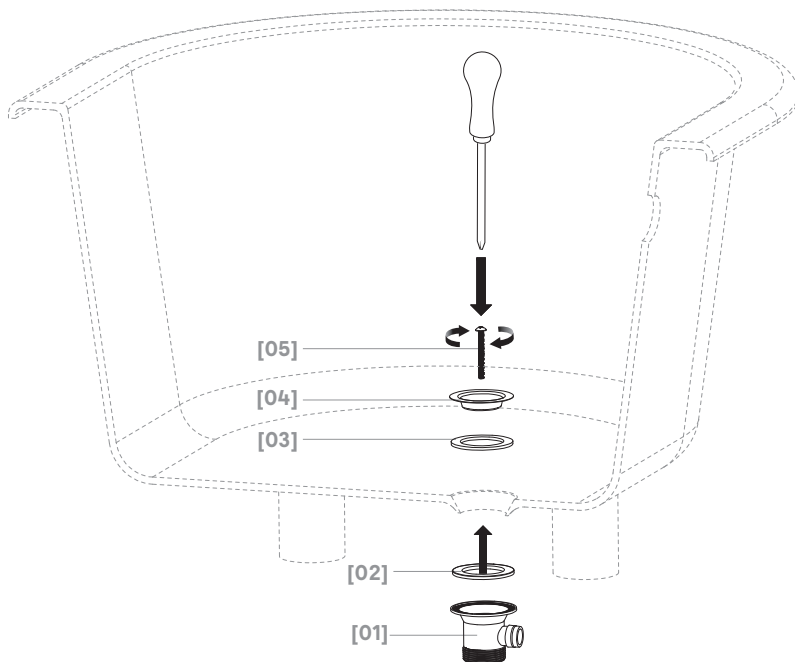
[03] x1



[02] x1




[01] x1





Assembly

02



[06] x1



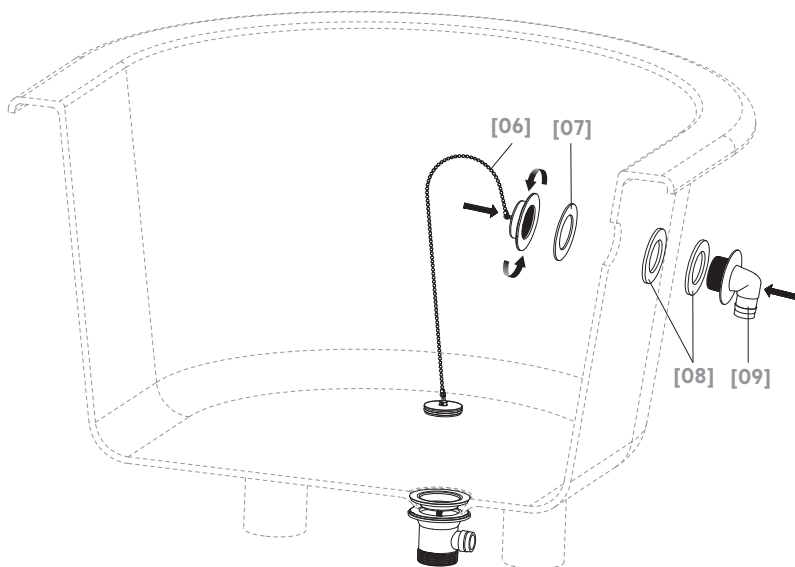
[07] x1



[08] x2



[09] x1



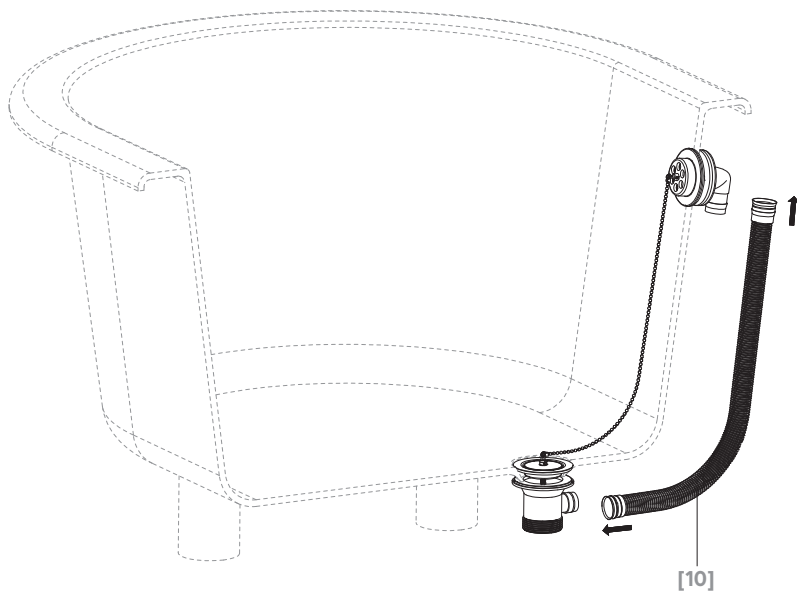


Assembly

03



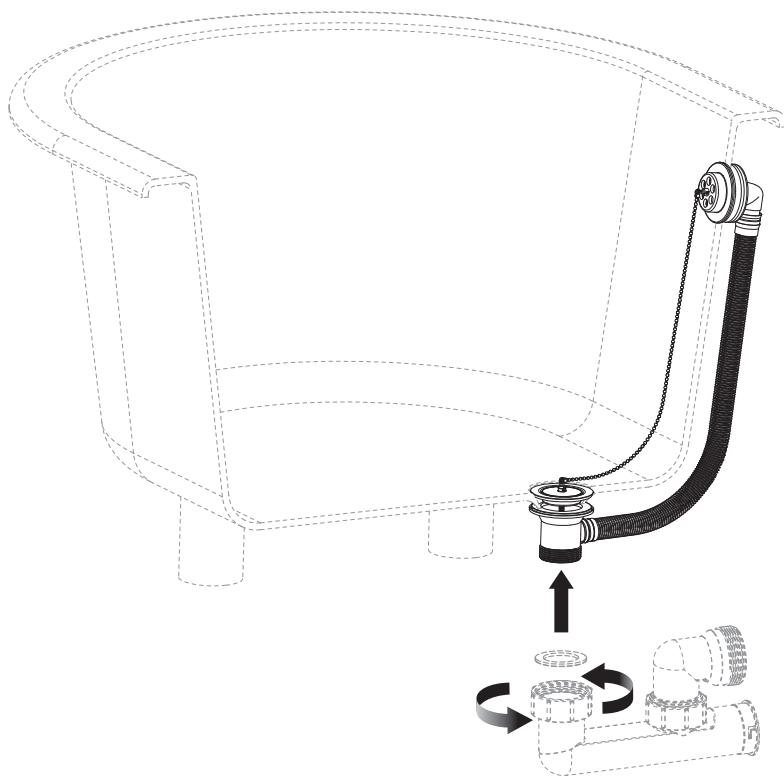
[10] x1





Assembly



04





Care and maintenance

- We do not recommend using harsh chemicals to clean products as this could affect its lifespan.
- If chemicals are used, ensure they are thoroughly washed away with warm clean water and no chemical residue remains in contact with the product.
- The product and its components can be removed for cleaning and unblocking if needed. We do not recommend using mechanical unblocking equipment.





Care and maintenance

01



Addresses

UK Manufacturer:

Kingfisher International Products Limited,
3 Sheldon Square, London, W2 6PX,
United Kingdom

EU Manufacturer:

Kingfisher International Products B.V.
Rapenburgerstraat 175E
1011 VM Amsterdam
The Netherlands
www.kingfisher.com/products

Distributor:

B&Q Limited, Chandlers Ford, Hants, SO53 3LE,
United Kingdom
www.diy.com

Screwfix Direct Limited, Trade House,
Mead Avenue, Yeovil, BA22 8RT,
United Kingdom
www.screwfix.com

**To view instruction manuals online,
visit www.kingfisher.com/products**